

May 2023 Financial Report



Unaudited Financial Report

ALL Funds Summary



As of Month End - May 31, 2023		FY 2022 Actuals	FY 2022 Actuals (YTD)	FY 2023 Actuals (YTD)	FY 2023 Approved
100 GENERAL FUND SUMMARY					
031 TAXES		9,804,250	2,501,088	2,029,541	13,335,949
032 LICENSES & FEES		3,360,000	524,002	683,543	1,000,650
033 INTERGOVERNMENTAL REVENUES		0	0	0	0
034 GENERAL GOVERNMENT		30,000	47,372	40,320	277,063
035 FINES AND FORFEITURES		0	985	25,444	31,500
036 INTEREST REVENUES		500	414	41,271	900
037 CONTRIBUTION/DONATIONS		0	0	0	0
038 MISC REVENUE		0	66,160	0	0
039 OTHER FINANCING SOURCES		551,250	90,000	0	373,125
093 OTHER FINANCING USES		0	0	0	0
Total General Fund Revenues		13,746,000	3,230,022	2,820,119	15,019,187
010 ADMINISTRATIVE SERVICE		8,313,173	2,292,476	2,433,769	8,355,399
050 MUNICIPAL COURT		364,801	66,748	99,452	250,247
060 LEISURE SERVICES/ PARKS		2,707,214	440,951	1,024,108	3,716,018
070 PLANNING & ZONING		658,659	72,094	196,274	857,674
072 BUSINESS DEVELOPMENT		0	0	0	0
073 COMMUNITY & CULTURAL AFFAIRS		0	0	0	0
080 CODE ENFORCEMENT		750,032	218,944	206,892	827,130
090 BUILDING		952,117	188,754	179,530	1,012,719
093 OTHER FINANCING USES		0	93,294	0	0
Total General Fund Expenditures		13,745,997	3,373,261	4,140,027	15,019,187
230 ARPA AMERICAN RESCUE PLAN ACT SUMMARY					
		FY 2022 Actuals	FY 2022 Actuals (YTD)	FY 2023 Actuals (YTD)	FY 2023 Approved
033 INTERGOVERNMENTAL REVENUES		4,865,023	0	0	5,827,800
Total APRA Revenues		4,865,023	0	0	5,827,800
010 ADMINISTRATIVE SERVICE		0	21,420	45,055	4,427,800
060 LEISURE SERVICES/PARKS		0	0	252,521	1,400,000
Total APRA Expenditures		0	21,420	297,576	5,827,800
260 TREE BANK FUND SUMMARY					
		FY 2022 Actuals	FY 2022 Actuals (YTD)	FY 2023 Actuals (YTD)	FY 2023 Approved
034 GENERAL GOVERNMENT		0	0	0	0
Total Tree Bank Revenues		0	0	0	0
010 ADMINISTRATIVE SERVICE		0	0	8,950	0
Total Tree Bank Expenditures		0	0	8,950	0
275 HOTEL MOTEL FUND SUMMARY					
		FY 2022 Actuals	FY 2022 Actuals (YTD)	FY 2023 Actuals (YTD)	FY 2023 Approved
031 TAXES		980,000	328,926	337,045	995,000
Total Hotel Motel Revenues		980,000	328,926	337,045	995,000
075 ECONOMIC DEVELOPMENT		980,000	101,551	33,042	995,000
Total Hotel Motel Expenditures		980,000	101,551	33,042	995,000
300 SPLOST FUND SUMMARY					
		FY 2022 Actuals	FY 2022 Actuals (YTD)	FY 2023 Actuals (YTD)	FY 2023 Approved
33430 STATE GOVT GRANT/CAPITAL-LMIG DIRE		548,000	0	0	559,844
33710 SPLOST REVENUES		8,000,000	3,060,749	3,103,797	8,500,000
36100 INTEREST REVENUES		2,500	578	87,655	3,500
37100 OTHER SOURCES REVENUE/GENERAL CITY		0	0	0	0
39101 OTHER SOURCES REVENUE/TRANS FM		0	0	0	336,563
Total SPLOST Revenues		8,550,500	3,061,327	3,191,452	9,399,907
07540 HOUSING/TOURISM		0	0	0	205,000
05135 PUBLIC WORKS/ENGINEERING		7,350,000	269,411	3,336,183	5,876,900

05136	FACILITIES & BLDG/CITY HALL	150,000	0	0	0
05159	GENERAL OPERATIONS	0	0	0	0
06210	LEISURE SERVICES/PARKS	1,050,500	14,020	39,776	3,318,007
Total SPLOST Expenditures		8,550,500	283,431	3,375,959	9,399,907
		FY 2022	FY 2022	FY 2023	FY 2023
		Actuals	Actuals (YTD)	Actuals (YTD)	Approved
310 URA SUMMARY					
03910	OTHER FINANCING SOURCES REVENUE	0	0	0	0
Total 310 URA Revenues		0	0	0	0
09300	OTHER FINANCING USES	0	1,325	0	0
Total 310 URA Expenditures		0	1,325	0	0
		FY 2022	FY 2022	FY 2023	FY 2023
		Actuals	Actuals (YTD)	Actuals (YTD)	Approved
745 MUNICIPAL COURT FUND SUMMARY					
035	FINES AND FORFEITURES	28,000	5,245	0	0
390	OTHER FINANCING SOURCES REVENUE	0	0	0	0
Total Municipal Court Revenues		28,000	5,245	0	0
050	MUNICIPAL COURT	28,000	0	0	0
Total Municipal Court Expenditures		28,000	0	0	0
		FY 2022	FY 2022	FY 2023	FY 2023
		Actuals	Actuals (YTD)	Actuals (YTD)	Approved
804 URA SUMMARY					
039	OTHER FINANCING SOURCES	0	0	259,188	0
Total 804 URA Revenues		0	0	259,188	0
010	ADMINISTRATIVE SERVICES	0	0	92,936	0
093	OTHER FINANCES USES	0	0	93,294	0
Total 804 URA Expenditures		0	0	186,230	0
Total ALL GENERAL AND OTHER FUNDS Revenue		28,169,523	6,625,520	6,607,804	31,241,894
Total ALL GENERAL AND OTHER FUNDS Expenditures		23,304,497	3,780,988	8,041,784	31,241,894

General Fund

Revenue

Detail

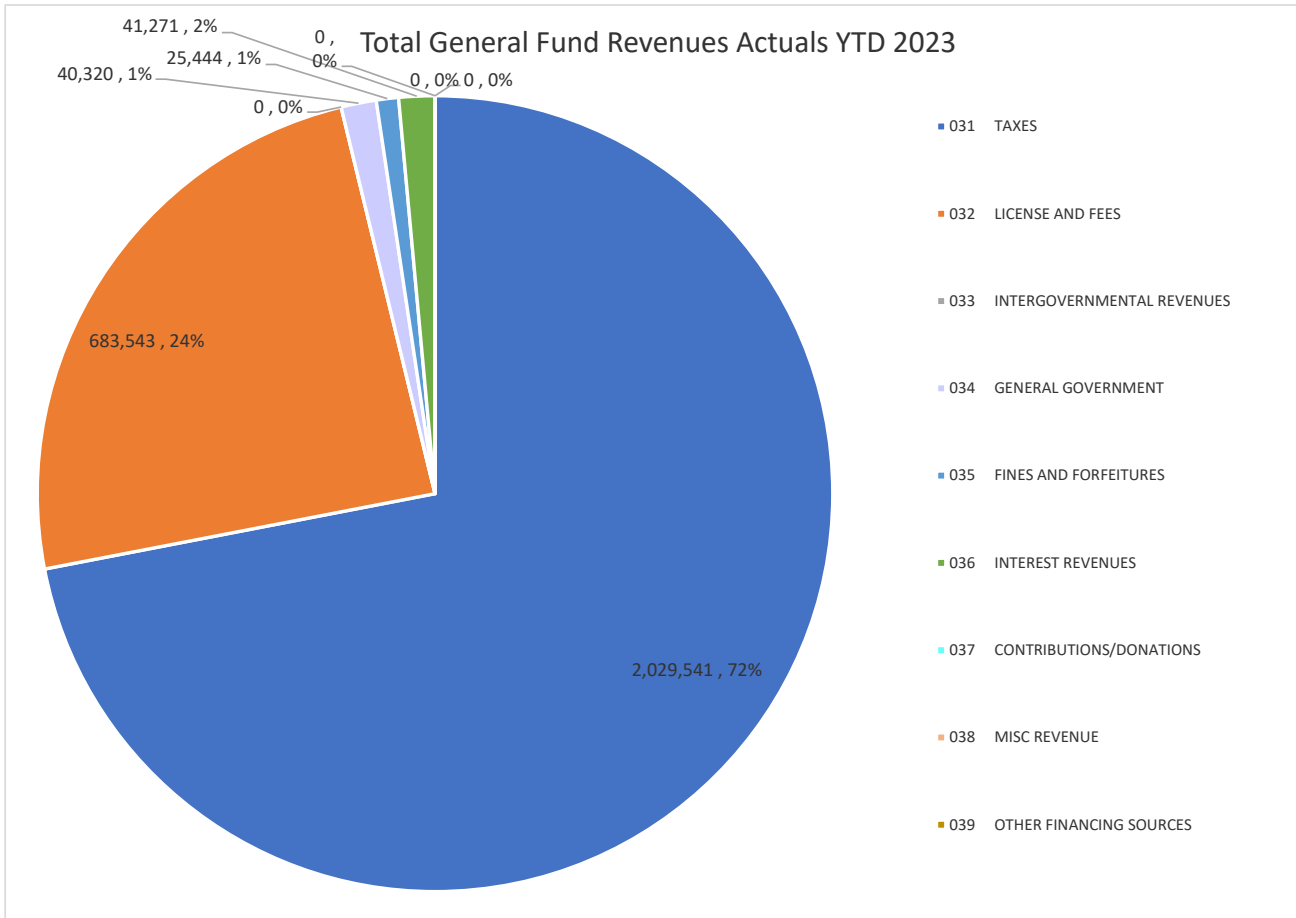
Summary



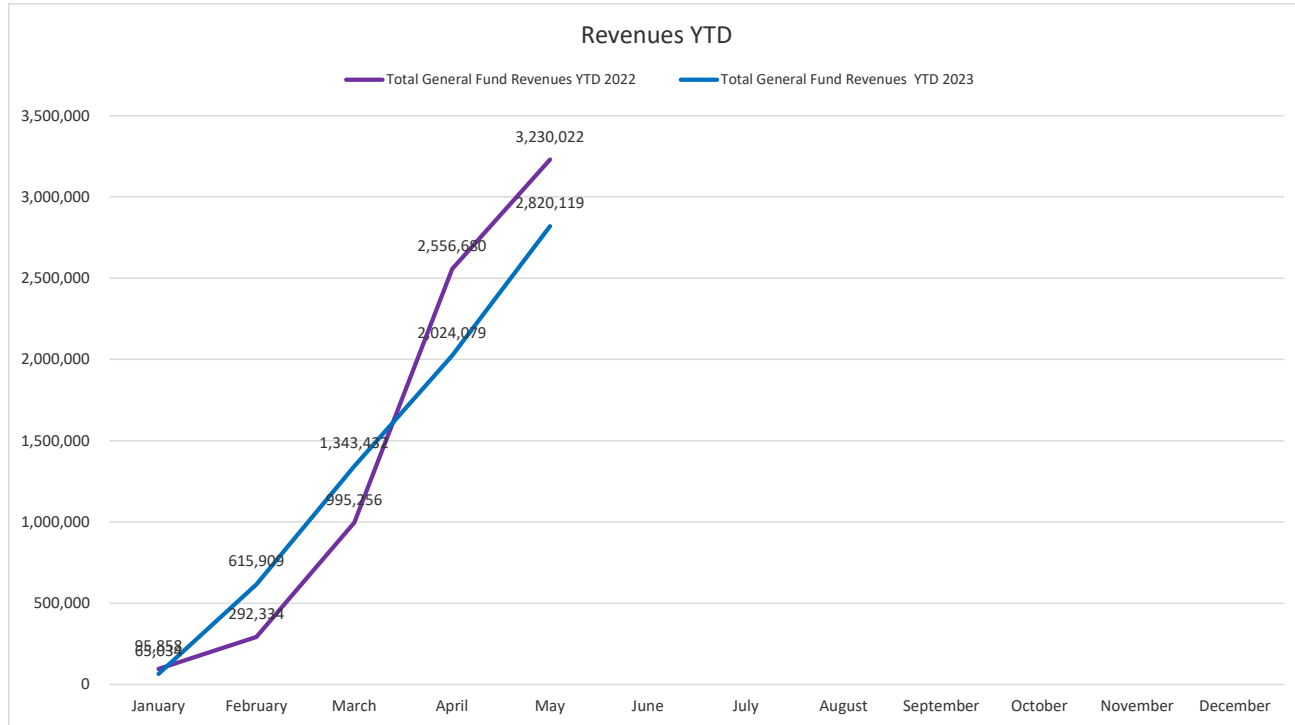
As of Month End - May 31, 2023		FY 2022 Actuals	FY 2022 Actuals (YTD)	FY 2023 Actuals (YTD)	FY 2023 Approved
100 - General Fund Revenue Detail					
031 TAXES					
03110 GENERAL PROPERTY TAX					
31100	REAL PROPERTY-CURRENT YEAR	1,873,000	0	0	2,170,262
31110	PUBLIC UTILITY TAX	0	3	31,375	0
31200	REAL PROPERTY-PRIOR YEAR	50,000	10,081	(3,092)	50,000
31301	PERSONAL PROPERTY-CURRENT YEAR	300,000	0	0	353,298
31310	MOTOR VEHICLE TAX	12,400	21,071	(12,755)	25,236
31315	TITLE AD VALOREM TAX	975,000	379,974	354,291	1,000,000
31325	HEAVY EQUIPMENT TAX	0	0	0	0
31340	INTANGIBLE TAX REVENUE	2,500	1,294	179	2,500
31360	REAL ESTATE TRANSFER TAX	250	542	90	825
31400	PERSONAL PROPERTY- PRIOR YEAR	50,000	662	5,106	50,000
32451	PEN & INT ON DELINQ PROP TAX	10,000	1,364	1,390	5,000
39100	PEN & INT ON DELINQ TAX	0	0	0	0
03110	TOTAL GENERAL PROPERTY TAX	3,273,150	414,991	376,584	3,657,121
03111 FRANCHISE FEES					
31371	ATL GAS LIGHT (SOUTHERN CO.)	300,000	99,926	103,566	375,000
31372	SSEMC	350,000	0	0	460,000
31373	XFINITY/COMCAST	500,000	144,654	19,732	440,000
31374	AT&T	150,000	6,722	7,388	100,000
31375	GEORGIA POWER	975,000	0	0	1,700,000
31376	FUEL GEORGIA/CENNAT	100	0	0	50
03111	TOTAL FRANCHISE FEES	2,275,100	251,302	130,686	3,075,050
03140 SELECTIVE SALES AND USE TAX					
34200	ALCOHOLIC BEVERAGE EXCISE TAX	46,000	20,727	25,511	65,000
34300	LOCAL OPTION MIXED DRINK	100,000	51,890	44,438	130,000
03140	TOTAL SELECTIVE SALES AND USE TAX	146,000	72,618	69,949	195,000
03160 BUSINESS TAXES					
31610	BUSINESS & OCCUPATION TAXES	0	1,502,262	1,452,322	1,628,778
31620	INSURANCE PREMIUM TAX	4,100,000	0	0	4,750,000
31630	FINANCIAL INSTITUTIONS TAXES	10,000	259,916	0	30,000
32410	BUSINESS LICENSE PENALTY	0	0	0	0
32440	INTEREST ON BUSINESS LICENSES	0	0	0	0
03160	TOTAL BUSINESS TAXES	4,110,000	1,762,178	1,452,322	6,408,778
031	TOTAL TAXES	9,804,250	2,501,088	2,029,541	13,335,949
032 LICENSES & FEES					
03210 BUSINESS LICENSE					
32110	ALCOHOLIC BEVERAGES CY	125,000	199,810	166,871	195,000
32111	ALCOHOLIC BEVERAGES CY FUTURE	0	0	0	0
32120	GEN BUSINESS LICENSE CY	1,500,000	0	0	0
32190	OTHER LICENSE/PERMITS	0	26,500	0	25,000
03210	TOTAL BUSINESS LICENSE	1,625,000	226,310	166,871	220,000
03220 LICENSES & PERMITS					
32200	BUILDING PERMITS	1,700,000	285,047	505,104	750,000
32202	DEVELOPMENT PERMITS	25,000	10,615	8,865	20,000
32205	ZONING APPLICATIONS	10,000	2,030	2,053	10,000
32299	OTHER	0	0	650	650
03220	TOTAL LICENSES & PERMITS	1,735,000	297,692	516,672	780,650
032	TOTAL LICENSES & FEES	3,360,000	524,002	683,543	1,000,650
033 INTERGOVERNMENTAL REVENUES					
03430 STATE GOVERNMENT GRANTS					
33430	STATE GRANT CAPITAL-LMIG	0	0	0	0
033	TOTAL INTERGOVERNMENTAL REVENUES	0	0	0	0

As of Month End - May 31, 2023	FY 2022 Actuals	FY 2022 Actuals (YTD)	FY 2023 Actuals (YTD)	FY 2023 Approved
100 - General Fund Revenue Detail				
034 GENERAL GOVERNMENT				
03400 GENERAL GOVERNMENT				
34110 COURT COSTS, FEES, CHARGES	0	1,094	5,860	6,500
34118 NOTARY FEE	0	0	0	0
34119 OTHER FEES	10,000	0	0	0
34120 FILM PERMITTING	10,000	7,703	2,640	22,000
34130 PLANNING AND DEVELOPMENT FEES	0	8,720	0	5,000
34720 ACTIVITY FEES	10,000	28,630	21,895	239,113
34750 PROGRAM FEES	0	0	9,925	2,500
34990 CHARGES FOR SERVICES-OTHER	0	0	0	350
03400 TOTAL GENERAL GOVERNMENT	30,000	46,147	40,320	275,463
03900 OTHER CHARGES FOR SVCS				
31910 ELECTION QUALIFYING FEE	0	1,200	0	1,350
34930 BAD CHECK FEES	0	25	0	250
03900 TOTAL OTHER CHARGES FOR SVCS	0	1,225	0	1,600
034 TOTAL GENERAL GOVERNMENT	30,000	47,372	40,320	277,063
035 FINES AND FORFEITURES				
03510 FINES AND FORFEITURES				
35100 MUNICIPAL COURT	0	985	25,444	31,500
035 TOTAL FINES AND FORFEITURES	0	985	25,444	31,500
036 INTEREST REVENUES				
03610 INTEREST REVENUES				
36100 INTEREST	500	414	41,271	900
036 TOTAL INTEREST REVENUES	500	414	41,271	900
037 CONTRIBUTIONS/DONATIONS				
03710 CONTRIBUTIONS/DONATIONS				
37100 GENERAL CITY	0	0	0	0
037 TOTAL CONTRIBUTIONS/DONATIONS	0	0	0	0
038 MISC REVENUE				
03800 MISC REVENUE				
38300 REIMBURSEMENT FOR DAMAGED	0	0	0	0
38900 OTHER MISC REVENUE	0	66,160	0	0
038 TOTAL MISC REVENUE	0	66,160	0	0
039 OTHER FINANCING SOURCES				
03910 OTHER FINANCING SOURCES				
39120 TRANSFER FROM HOTEL	551,250	0	0	373,125
39124 PARKS & REC ACTIVITY FEES	0	0	0	0
39210 SALE OF ASSETS	0	90,000	0	0
039 TOTAL OTHER FINANCING SOURCES	551,250	90,000	0	373,125
093 OTHER FINANCING USES				
09300 OTHER FINANCING USES				
58100 DEBT-PRINCIPAL	0	0	0	0
58200 DEBT-INTEREST	0	0	0	0
093 TOTAL OTHER FINANCING USES	0	0	0	0
Total ALL General Fund Revenues	13,746,000	3,230,022	2,820,119	15,019,187

As of Month End - May 31, 2023	FY 2022 Actuals	FY 2022 Actuals (YTD)	FY 2023 Actuals (YTD)	FY 2023 Approved
100 GENERAL FUND SUMMARY				
031 TAXES	9,804,250	2,501,088	2,029,541	13,335,949
032 LICENSE AND FEES	3,360,000	524,002	683,543	1,000,650
033 INTERGOVERNMENTAL REVENUES	0	0	0	0
034 GENERAL GOVERNMENT	30,000	47,372	40,320	277,063
035 FINES AND FORFEITURES	0	985	25,444	31,500
036 INTEREST REVENUES	0	0	41,271	900
037 CONTRIBUTIONS/DONATIONS	500	414	0	0
038 MISC REVENUE	0	66,160	0	0
039 OTHER FINANCING SOURCES	551,250	90,000	0	373,125
Total General Fund Revenues	13,746,000	3,230,022	2,820,119	15,019,187



As of Month End - May 31, 2023		
Total General Fund Revenues		
Months	YTD 2022	YTD 2023
January	95,858	65,034
February	292,334	615,909
March	995,256	1,343,432
April	2,556,680	2,024,079
May	3,230,022	2,820,119
June		
July		
August		
September		
October		
November		
December		



General Fund Expenditure

Detail Summary



As of Month End - May 31, 2023		FY 2022 Actuals	FY 2022 Actuals (YTD)	FY 2023 Actuals (YTD)	FY 2023 Approved
100 - General Fund Expenditures Detail					
010 ADMINISTRATIVE SERVICE					
05110 MAYOR & CITY COUNCIL					
51110	REGULAR SALARIES	95,000	40,038	56,891	175,000
51200	FICA/MEDICARE	7,268	3,137	3,553	13,388
51210	GROUP INSURANCE	79,378	135	3,485	31,672
51240	RETIREMENT	14,250	5,010	7,470	22,750
51260	UNEMPLOYMENT EXPENSE	2,565	0	0	4,725
51270	WORKERS COMP	1,026	1,026	1,890	1,890
52105	UNIFORMS	1,000	0	0	1,000
52120	PROFESSIONAL SERVICES	25,000	0	0	25,000
52134	FILM MARKETING	0	0	0	0
52136	FILM PERMITTING	0	0	0	0
52137	FILM PROGRAMS	0	0	0	0
52352	TRAVEL-DISTRICT 1	3,000	147	45	3,000
52353	TRAVEL-DISTRICT 2	3,000	0	0	3,000
52354	TRAVEL-DISTRICT 3	3,000	0	520	3,000
52355	TRAVEL-DISTRICT 4	3,000	0	24	3,000
52356	TRAVEL-DISTRICT 5	3,000	0	0	3,000
52359	MAYOR TRAVEL EXPENSES	4,000	0	2,293	4,000
52362	LATE FEES	0	0	0	0
52370	EDUCATION & TRAINING	0	0	0	0
52374	EDUCATION & TRAINING-D 1	2,000	714	2,815	2,000
52375	EDUCATION & TRAINING-D 2	2,000	855	1,025	2,000
52376	EDUCATION & TRAINING-D 3	2,000	675	1,620	2,000
52377	EDUCATION & TRAINING- D 4	2,000	595	0	2,000
52378	EDUCATION & TRAINING-D 5	2,000	0	1,930	2,000
52379	EDUCATION & TRAINING-MAYOR	2,000	0	1,256	2,000
53100	OPERATING SUPPLIES	3,000	59	2,182	3,000
53160	MAYOR EXPENSE	0	0	0	0
53169	MAYOR VEHICLE ALLOWANCES	0	0	0	0
53171	DISTRICT EXPENSES - D1	3,000	80	324	3,000
53172	DISTRICT EXPENSES - D2	3,000	0	0	3,000
53173	DISTRICT EXPENSES - D3	3,000	0	0	3,000
53174	DISTRICT EXPENSES - D4	3,000	0	0	3,000
53176	DISTRICT EXPENSES D5	3,000	0	0	3,000
53177	CITYWIDE MAYOR EXPENSE	5,000	0	5,819	5,000
53178	COUNCIL INITIATIVES	25,000	3,720	10,001	25,000
53180	MAYOR INITIATIVES	50,000	2,490	24,589	50,000
53182	SPONSORSHIPS	0	0	320	10,000
05110	TOTAL MAYOR & CITY COUNCIL	354,486	58,681	128,051	414,425

As of Month End - May 31, 2023		FY 2022 Actuals	FY 2022 Actuals (YTD)	FY 2023 Actuals (YTD)	FY 2023 Approved
100 - General Fund Expenditures Detail					
05130 CITY MANAGER					
51110	REGULAR SALARIES	462,500	30,906	88,080	468,358
51130	OVERTIME	10,000	0	0	5,000
51200	FICA/MEDICARE	30,849	2,364	6,738	36,211
51210	GROUP INSURANCE	87,157	4,373	5,697	66,597
51240	RETIREMENT	57,863	4,508	10,928	61,537
51260	UNEMPLOYMENT EXPENSE	10,888	0	0	12,781
51270	WORKERS COMP	4,355	5,472	2,112	5,112
51280	RELOCATION EXPENSE	10,000	0	0	10,000
52120	PROFESSIONAL SERVICES	120,000	103,265	10,140	120,000
52121	CONTRACTUAL SVCS JACOBS	460,000	350,840	0	0
52135	SOFTWARE/SERVICE CONTRACTS	25,000	0	1,125	25,000
52350	TRAVEL EXPENSE	16,000	23	35	16,000
52360	DUES & FEES	2,000	0	325	2,000
52370	EDUCATION & TRAINING	8,000	0	970	8,000
53100	OPERATING SUPPLIES	1,000	54	94	1,000
53130	FOOD	0	132	0	0
53175	CITY EVENTS	0	0	0	0
53181	HOSPITALITY SUPPLIES	5,000	0	162	5,000
05130	TOTAL CITY MANAGER	1,310,611	501,937	126,405	842,596
05131 CITY CLERK					
51110	REGULAR SALARIES	200,083	54,633	83,220	250,421
51130	OVERTIME	10,000	2,284	2,261	15,000
51200	FICA/MEDICARE	15,306	4,354	6,539	19,157
51210	GROUP INSURANCE	87,763	10,471	11,087	36,681
51240	RETIREMENT	30,012	6,212	9,403	32,555
51260	UNEMPLOYMENT EXPENSE	5,402	0	0	6,761
51270	WORKERS COMP	2,161	2,715	2,705	2,705
52112	ELECTION SERVICES	0	10	0	50,000
52120	PROFESSIONAL SERVICES	0	345	0	0
52121	CONTRACTUAL SVCS JACOBS	0	0	0	0
52135	SOFTWARE/SERVICE CONTRACTS	46,000	0	31,707	46,000
52330	ADVERTISING	25,000	10,205	7,283	25,000
52350	TRAVEL EXPENSE	4,000	0	1,147	4,000
52360	DUES & FEES	1,000	0	0	1,000
52370	EDUCATION & TRAINING	4,000	163	2,819	4,000
53100	OPERATING SUPPLIES	1,500	0	684	1,500
53101	POSTAGE	0	0	0	0
53130	FOOD	0	0	75	2,500
54240	COMPUTER/SOFTWARE	4,500	0	0	0
05131	TOTAL CITY CLERK	436,727	91,392	158,930	497,280
05135 ENGINEERING/PUBLIC WORKS					
33430	STATE GRANT CAPITAL-LMIG DIRECT	0	0	0	0
51110	REGULAR SALARIES	0	0	0	0
51130	OVERTIME	0	0	0	0
51200	FICA/MEDICARE	0	0	0	0
51210	GROUP INSURANCE	0	0	0	0
51240	RETIREMENT	0	0	0	0
51260	UNEMPLOYMENT EXPENSE	0	0	0	0
51270	WORKERS COMP	0	0	0	0
51280	RELOCATION EXPENSE	0	0	0	0
51290	OTHER EMP BENEFITS	0	0	0	0
51300	TECHNICAL SERVICES	0	0	0	0
52120	PROFESSIONAL SERVICES	800,000	204,330	220,720	600,000
52121	CONTRACTUAL SVCS JACOBS	0	0	0	0
52135	SOFTWARE/SERVICE CONTRACTS	0	0	2,250	0
52200	REPAIR AND MAINTENANCE	0	0	0	0

As of Month End - May 31, 2023		FY 2022 Actuals	FY 2022 Actuals (YTD)	FY 2023 Actuals (YTD)	FY 2023 Approved
100 - General Fund Expenditures Detail					
52330	ADVERTISING	0	0	0	0
52350	TRAVEL EXPENSE	0	0	0	0
52360	DUES & FEES	0	0	0	0
52370	EDUCATION & TRAINING	0	0	0	0
53100	OPERATING SUPPLIES	0	0	0	0
53101	POSTAGE	0	0	0	0
54140	TRANS INFRASTRUCTURE IMPROVEMENT	0	0	0	0
05135	ENGINEERING/PUBLIC WORKS	800,000	204,330	222,970	600,000
05136	PUBLIC SAFETY				
52120	PROFESSIONAL SERVICES	25,000	0	0	0
52370	EDUCATION & TRAINING	0	0	0	0
53100	OPERATING SUPPLIES	0	0	0	0
05136	TOTAL PUBLIC SAFETY	25,000	0	0	0

As of Month End - May 31, 2023		FY 2022 Actuals	FY 2022 Actuals (YTD)	FY 2023 Actuals (YTD)	FY 2023 Approved
100 - General Fund Expenditures Detail					
05151 FINANCE ADMINISTRATION					
51110	REGULAR SALARIES	527,915	206,062	259,107	818,610
51130	OVERTIME	15,000	0	0	20,000
51200	FICA/MEDICARE	40,386	15,764	19,822	64,154
51210	GROUP INSURANCE	99,222	21,887	24,782	131,508
51240	RETIREMENT	79,187	28,856	36,456	109,019
51260	UNEMPLOYMENT EXPENSE	14,254	0	0	22,643
51270	WORKERS COMP	5,701	7,163	3,057	9,057
52110	AUDIT SERVICES	60,000	0	0	60,000
52120	PROFESSIONAL SERVICES	220,000	20,565	74,715	150,000
52121	CONTRACTUAL SVCS JACOBS	0	0	0	0
52135	SOFTWARE/SERVICE CONTRACTS	20,000	9,221	39,168	20,000
52350	TRAVEL EXPENSE	10,000	573	1,097	10,000
52360	DUES & FEES	4,000	1,850	16,715	4,000
52370	EDUCATION & TRAINING	5,000	1,780	1,330	7,500
53100	OPERATING SUPPLIES	1,500	1,159	2,198	1,500
54240	COMPUTER/SOFTWARE	120,000	0	0	0
05151	TOTAL FINANCE ADMINISTRATION	1,222,165	314,880	478,447	1,427,991
05152 HUMAN RESOURCES					
51110	REGULAR SALARIES	190,000	64,917	53,345	202,000
51200	FICA/MEDICARE	14,535	4,966	4,081	15,453
51210	GROUP INSURANCE	39,766	4,482	6,899	21,275
51240	RETIREMENT	28,500	7,911	6,946	26,260
51260	UNEMPLOYMENT EXPENSE	5,130	0	0	5,454
51270	WORKERS COMP	2,052	2,579	2,182	2,182
52120	PROFESSIONAL SERVICES	10,000	78,300	56,437	120,000
52135	SOFTWARE/SERVICE CONTRACTS	0	0	22,610	45,000
52330	ADVERTISING	500	0	0	500
52350	TRAVEL EXPENSE	5,000	0	0	5,000
52360	DUES & FEES	2,000	0	0	2,000
52370	EDUCATION & TRAINING	3,000	0	219	3,000
53100	OPERATING SUPPLIES	6,000	0	121	6,000
53183	STAFF DEVELOPMENT	0	0	0	25,000
53184	STAFF APPRECIATION	0	0	1,361	15,000
05152	TOTAL HUMAN RESOURCES	306,483	163,155	154,201	494,124
05153 LEGAL SERVICES DEPARTMENT					
52120	PROFESSIONAL SERVICES	0	(4,015)	0	0
52122	ATTORNEY FEES	450,000	207,671	359,663	450,000
52130	ATTORNEY FEES/OTHER	100,000	0	1,125	100,000
05153	TOTAL LEGAL SERVICES DEPARTMENT	550,000	203,657	360,788	550,000
05154 INTERNAL AUDIT DEPARTMENT					
52120	PROFESSIONAL SERVICES	80,000	0	17,884	80,000
05154	TOTAL INTERNAL AUDIT DEPARTMENT	80,000	0	17,884	80,000

As of Month End - May 31, 2023		FY 2022 Actuals	FY 2022 Actuals (YTD)	FY 2023 Actuals (YTD)	FY 2023 Approved
100 - General Fund Expenditures Detail					
05155 ECONOMIC DEVELOPMENT					
51110	REGULAR SALARIES	155,000	0	65,385	177,069
51130	OVERTIME	5,000	0	0	0
51200	FICA/MEDICARE	11,858	0	5,002	13,546
51210	GROUP INSURANCE	58,256	0	10,083	41,877
51240	RETIREMENT	23,250	0	9,115	23,019
51260	UNEMPLOYMENT EXPENSE	4,185	0	0	4,781
51270	WORKERS COMP	1,674	2,103	1,912	1,912
52120	PROFESSIONAL SERVICES	100,000	0	7,180	100,000
52121	CONTRACTUAL SVCS JACOBS	0	0	0	0
52131	CONTRACTUAL SERVICES	0	0	0	0
52132	MARKETING	20,000	0	0	20,000
52133	TRAINING TRAVEL	0	0	0	0
52134	FILM MARKETING	30,000	0	886	30,000
52136	FILM PERMITTING	5,000	0	2,500	5,000
52137	FILM PROGRAMS	20,000	0	12,000	20,000
52350	TRAVEL EXPENSE	10,000	0	0	10,000
52360	DUES & FEES	4,000	0	0	4,000
52370	EDUCATION & TRAINING	5,000	0	1,210	5,000
52371	DEVELOPMENT AUTHORITY	0	0	0	0
52372	LEGAL SVCS (DEVELOPMENT AUTH)	0	0	0	0
52373	ECONOMIC DEVELOPMENT PLAN	100,000	0	0	0
53100	OPERATING SUPPLIES	1,500	0	0	1,500
05155	TOTAL ECONOMIC DEVELOPMENT	554,723	2,103	115,273	457,704
05156 FACILITIES & BLDG/ CITY HALL					
51300	TECHNICAL SERVICES	0	0	0	0
52120	PROFESSIONAL SERVICES	75,000	2,326	525	50,000
52180	SECURITY	0	2,700	82,329	300,000
52200	REPAIRS & MAINTENANCE	75,000	17,166	7,852	75,000
52210	RECYCLE/SHREDDING	1,000	220	341	0
52301	REAL ESTATE RENTS/LEASES	421,000	120,870	0	0
52302	EQUIPMENT RENTAL	15,000	38,004	2,307	15,000
53102	PEST CONTROL	5,000	1,285	374	5,000
53105	INTERNET/PHONES	0	1,389	0	0
53120	STORMWATER UTILITY CHARGES	6,500	0	0	20,000
53121	WATER/SEWER	1,000	174	0	1,000
53122	NATURAL GAS	10,000	0	0	0
53123	ELECTRICITY	50,000	24,906	0	50,000
53161	SMALL EQUIPMENT	0	0	0	0
54130	BUILDINGS & IMPROVEMENTS	25,000	2,993	8,032	25,000
54230	FURNITURE AND FIXTURES	25,000	0	18,526	125,000
54250	OTHER EQUIPMENT	75,000	17,135	1,659	75,000
05156	TOTAL FACILITIES & BLDG/ CITY HALL	784,500	229,168	121,943	741,000

As of Month End - May 31, 2023		FY 2022 Actuals	FY 2022 Actuals (YTD)	FY 2023 Actuals (YTD)	FY 2023 Approved
100 - General Fund Expenditures Detail					
05157 COMMUNICATIONS					
51110	REGULAR SALARIES	309,852	59,948	106,891	327,352
51130	OVERTIME	20,000	0	189	5,000
51200	FICA/MEDICARE	5,858	4,586	8,192	25,425
51210	GROUP INSURANCE	121,739	8,277	20,882	61,858
51240	RETIREMENT	42,165	7,399	14,127	43,206
51260	UNEMPLOYMENT EXPENSE	7,590	0	0	8,974
51270	WORKERS COMP	3,036	3,814	1,894	3,589
52120	PROFESSIONAL SERVICES	15,000	0	8,600	15,000
52121	CONTRACTUAL SVCS JACOBS	0	0	0	0
52135	SOFTWARE/SERVICE CONTRACTS	32,000	1,763	780	32,000
52340	PRINTING	500	0	6,315	10,000
52350	TRAVEL EXPENSE	2,000	0	64	7,500
52360	DUES & FEES	1,500	0	85	10,000
52370	EDUCATION & TRAINING	2,000	0	1,492	7,500
53100	OPERATING SUPPLIES	1,500	326	305	1,500
53161	SMALL EQUIPMENT	0	0	0	0
54250	OTHER EQUIPMENT	10,000	0	0	10,000
05157	TOTAL COMMUNICATIONS	574,740	86,113	169,815	568,904
05158 IT/GIS					
52120	PROFESSIONAL SERVICES	475,000	91,676	107,640	390,000
52121	CONTRACTUAL SVCS JACOBS	0	0	0	0
52135	SOFTWARE/SERVICE CONTRACTS	31,000	19,831	32,055	31,000
53100	OPERATING SUPPLIES	5,000	2,612	2,845	5,000
53161	SMALL EQUIPMENT	0	0	0	0
54240	COMPUTER/SOFTWARE	10,000	0	583	110,000
54250	OTHER EQUIPMENT	22,000	12,993	67,618	133,000
05158	TOTAL IT/GIS	543,000	127,112	210,741	669,000
05159 GENERAL OPERATIONS					
52105	UNIFORMS	7,500	0	1,845	6,000
52120	PROFESSIONAL SERVICES	35,000	23,150	8,522	40,000
52121	CONTRACTUAL SVCS JACOBS	0	0	0	0
52132	MARKETING	0	0	0	0
52135	SOFTWARE/SERVICE CONTRACTS	0	60,649	0	0
52200	REPAIRS & MAINTENANCE	0	1,645	0	0
52210	RECYCLE/SHREDDING	0	0	0	1,000
52232	EQUIPMENT LEASE	25,000	5,950	30,936	25,000
52310	GENERAL LIABILITY INSURANCE	75,000	82,953	0	110,000
52340	PRINTING	2,000	99	2,596	2,000
52360	DUES & FEES	70,000	58,570	64,254	70,000
52361	BANK FEES	50,000	6,767	318	25,000
53100	OPERATING SUPPLIES	20,000	11,829	16,734	30,000
53101	POSTAGE	3,000	1,685	255	4,000
53103	OFFICE SUPPLIES	1,000	2,311	0	0
53104	SERVICE FEES	250	0	0	250
53105	INTERNET/PHONES	100,000	28,580	25,393	100,000
53115	VEHICLE FUEL	36,000	3,733	7,906	30,000
54240	COMPUTER/SOFTWARE	0	0	0	0
54250	OTHER EQUIPMENT	10,000	0	9,561	223,125
57101	TAX BILL PROCESSING	30,000	0	0	26,000
58210	CAPITAL LEASE-PRINCIPAL	20,000	21,441	0	20,000
58220	CAPITAL LEASE-INTEREST	5,000	586	0	5,000
05159	TOTAL GENERAL OPERATIONS	489,750	309,947	168,320	717,375
05900 DESIGNATED RESERVE					
57902	RESERVE CONTINGENCY	280,988	0	0	295,000
05900	TOTAL DESIGNATED RESERVE	280,988	0	0	295,000
010	TOTAL ADMINISTRATIVE SERVICE	8,313,173	2,292,476	2,433,769	8,355,399

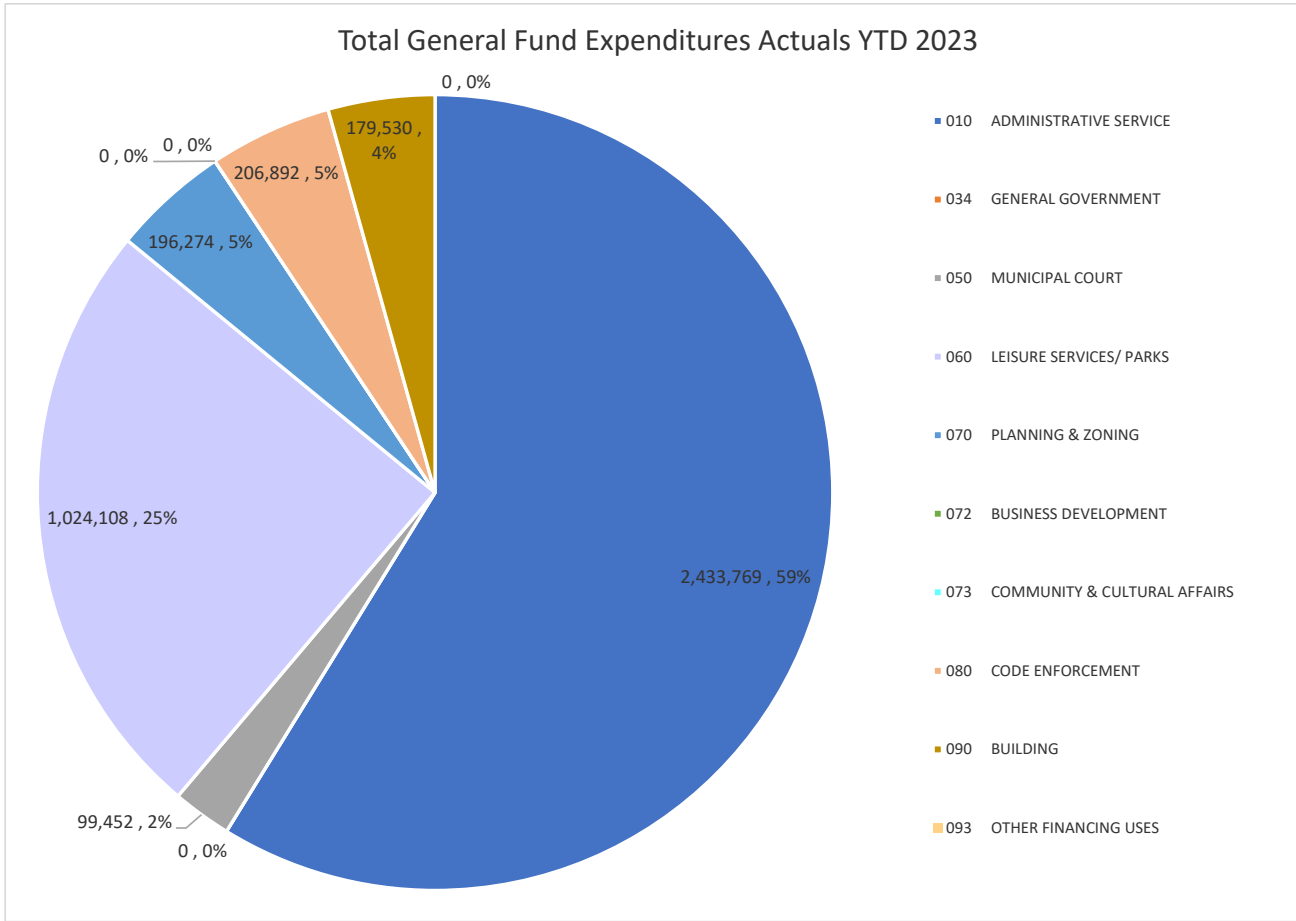
As of Month End - May 31, 2023		FY 2022 Actuals	FY 2022 Actuals (YTD)	FY 2023 Actuals (YTD)	FY 2023 Approved
100 - General Fund Expenditures Detail					
03400 GENERAL GOVERNMENT					
34130	PLANNING AND DEVELOPMENT FEES	0	0	0	0
03400 TOTAL GENERAL GOVERNMENT		0	0	0	0
050 MUNICIPAL COURT					
05160 MUNICIPAL COURT					
51110	REGULAR SALARIES	190,640	31,666	36,245	102,054
51130	OVERTIME	10,000	4,934	0	5,000
51200	FICA/MEDICARE	14,584	2,800	2,773	8,190
51210	GROUP INSURANCE	31,914	7,281	5,957	44,540
51240	RETIREMENT	26,957	4,026	3,987	13,917
51260	UNEMPLOYMENT EXPENSE	5,147	0	0	2,890
51270	WORKERS COMP	2,059	2,587	1,156	1,156
52120	PROFESSIONAL SERVICES	25,000	6,200	19,064	25,000
52121	CONTRACTUAL SVCS JACOBS	0	0	0	0
52135	SOFTWARE/SERVICE CONTRACTS	2,000	18	13	2,000
52140	SOLICITOR	30,000	4,015	12,494	30,000
52150	PUBLIC DEFENDER	2,500	0	400	2,500
52160	PROBATION SERVICES	2,500	0	0	2,500
52180	SECURITY	12,000	0	3,210	0
52350	TRAVEL EXPENSE	0	0	497	0
52351	ADMINISTRATION EXPENSES	0	326	0	0
52360	DUES & FEES	0	435	2,685	1,500
52370	EDUCATION & TRAINING	7,500	841	2,003	7,000
53100	OPERATING SUPPLIES	0	244	1,695	2,000
54240	COMPUTER/SOFTWARE	2,000	0	0	0
57200	PAYMENTS TO OTHER AGENCIES	0	1,376	7,275	0
050 TOTAL MUNICIPAL COURT		364,801	66,748	99,452	250,247
060 LEISURE SERVICES/ PARKS					
06210 PARKS ADMINISTRATION					
51110	REGULAR SALARIES	418,421	82,241	308,370	1,154,697
51130	OVERTIME	25,000	0	7,847	145,000
51200	FICA/MEDICARE	32,000	6,292	24,191	99,427
51210	GROUP INSURANCE	116,214	16,826	58,922	566,624
51240	RETIREMENT	62,763	10,042	36,074	141,791
51260	UNEMPLOYMENT EXPENSE	11,297	0	0	35,092
51270	WORKERS COMP	4,519	5,678	14,037	14,037
51300	TECHNICAL SERVICES	40,000	0	0	0
52105	UNIFORMS	4,000	0	8,720	13,500
52120	PROFESSIONAL SERVICES	975,000	71,950	136,632	300,000
52121	CONTRACTUAL SVCS JACOBS	0	0	0	0
52135	SOFTWARE/SERVICE CONTRACTS	35,000	0	26,761	20,000
52180	SECURITY	42,000	4,375	1,690	0
52200	REPAIRS & MAINTENANCE	300,000	145,190	51,277	250,000
52232	EQUIPMENT LEASE	20,000	6,276	13,954	20,000
52320	INTERNET/PHONES	5,000	2,553	2,726	5,000
52330	ADVERTISING	10,000	300	4,331	10,000
52360	DUES & FEES	3,000	892	850	3,000
52370	EDUCATION & TRAINING	9,000	0	4,289	9,000
52385	CONTRACT LABOR	0	0	0	0
53100	OPERATING SUPPLIES	50,000	867	35,334	100,000
53102	PEST CONTROL	0	1,989	6,284	10,000
53120	STORMWATER UTILITY CHARGES	14,000	0	0	14,000
53124	UTILITIES	150,000	39,878	37,919	125,000
53125	PARKS ACQUISITION	0	0	0	0
53126	SUMMER PROGRAMS	0	0	0	0
53161	SMALL EQUIPMENT	0	0	4,872	36,850
53175	CITY EVENTS	250,000	23,588	119,596	250,000

As of Month End - May 31, 2023		FY 2022 Actuals	FY 2022 Actuals (YTD)	FY 2023 Actuals (YTD)	FY 2023 Approved
100 - General Fund Expenditures Detail					
54110	SITES	0	0	0	0
54130	BUILDINGS & IMPROVEMENTS	100,000	22,015	94,196	100,000
54210	MACHINERY	0	0	22,624	120,000
54220	VEHICLES	0	0	2,614	137,000
54240	COMPUTER/SOFTWARE	30,000	0	0	30,000
54250	OTHER EQUIPMENT	0	0	0	6,000
060	TOTAL LEISURE SERVICES/ PARKS	2,707,214	440,951	1,024,108	3,716,018

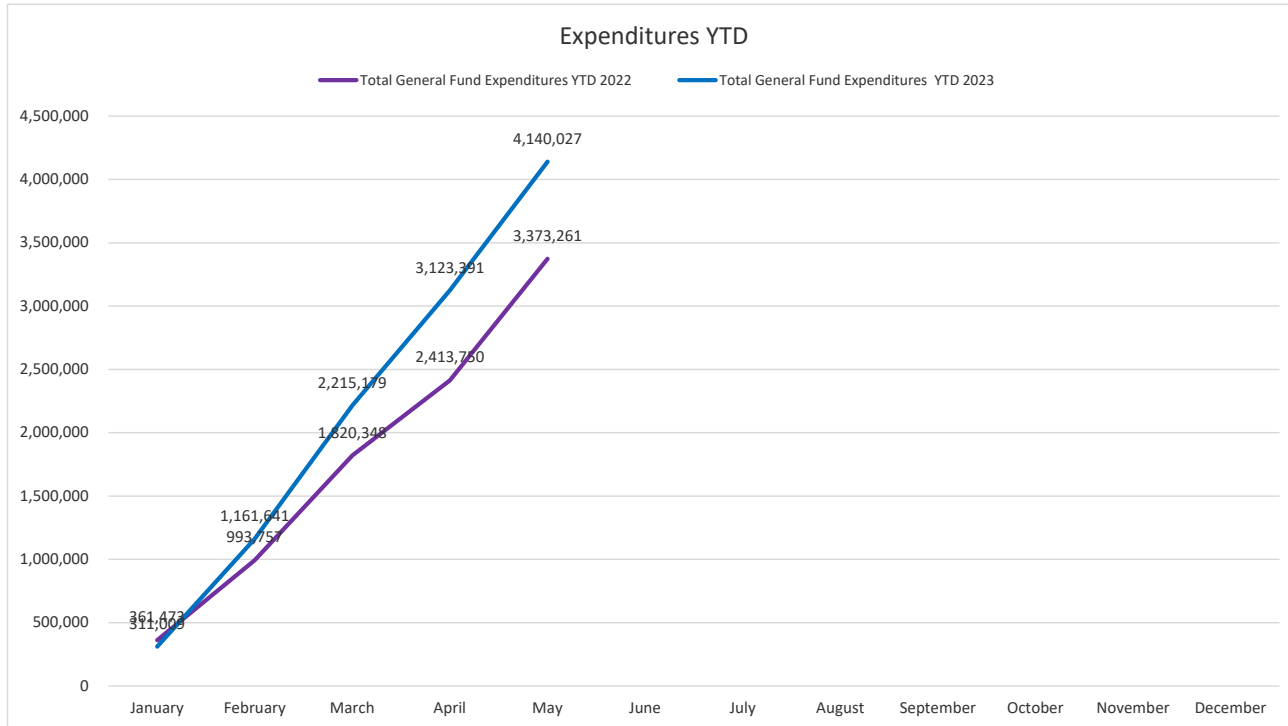
As of Month End - May 31, 2023		FY 2022 Actuals	FY 2022 Actuals (YTD)	FY 2023 Actuals (YTD)	FY 2023 Approved
100 - General Fund Expenditures Detail					
070 PLANNING & ZONING					
07210 PLANNING & ZONING					
51110	REGULAR SALARIES	290,000	51,903	131,533	460,645
51130	OVERTIME	5,000	0	0	10,000
51200	FICA/MEDICARE	22,185	3,971	10,062	36,004
51210	GROUP INSURANCE	116,512	7,614	22,857	108,551
51240	RETIREMENT	43,500	4,240	16,922	61,184
51260	UNEMPLOYMENT EXPENSE	7,830	0	0	12,707
51270	WORKERS COMP	3,132	3,935	5,083	5,083
52105	UNIFORMS	0	0	257	500
52120	PROFESSIONAL SERVICES	125,000	0	3,466	125,000
52121	CONTRACTUAL SVCS JACOBS	0	0	0	0
52135	SOFTWARE/SERVICE CONTRACTS	6,000	0	4,500	6,000
52180	SECURITY	3,000	180	0	0
52320	INTERNET/PHONES	0	0	0	0
52330	ADVERTISING	10,000	0	0	10,000
52340	PRINTING	2,000	45	0	2,500
52350	TRAVEL EXPENSE	5,000	0	0	5,000
52360	DUES & FEES	2,000	0	0	2,000
52370	EDUCATION & TRAINING	7,000	207	190	7,000
53100	OPERATING SUPPLIES	2,000	0	1,405	2,000
53161	SMALL EQUIPMENT	0	0	0	0
54240	COMPUTER/SOFTWARE	5,000	0	0	0
54250	OTHER EQUIPMENT	3,500	0	0	3,500
070	TOTAL PLANNING & ZONING	658,659	72,094	196,274	857,674

As of Month End - May 31, 2023		FY 2022 Actuals	FY 2022 Actuals (YTD)	FY 2023 Actuals (YTD)	FY 2023 Approved
100 - General Fund Expenditures Detail					
080 CODE ENFORCEMENT					
08210 CODE ENFORCEMENT					
51110	REGULAR SALARIES	363,304	136,457	132,127	499,619
51130	OVERTIME	25,000	0	0	35,000
51200	FICA/MEDICARE	27,793	10,439	10,108	40,898
51210	GROUP INSURANCE	164,507	19,298	20,347	78,704
51240	RETIREMENT	54,496	17,360	16,863	69,500
51260	UNEMPLOYMENT EXPENSE	9,809	0	0	14,435
51270	WORKERS COMP	3,924	4,930	5,774	5,774
52105	UNIFORMS	6,000	321	533	6,000
52121	CONTRACTUAL SVCS JACOBS	0	0	0	0
52135	SOFTWARE/SERVICE CONTRACTS	30,000	3,596	11,471	30,000
52180	SECURITY	0	0	0	0
52330	ADVERTISING	2,000	0	0	2,000
52340	PRINTING	3,000	1,953	2,474	3,000
52350	TRAVEL EXPENSE	0	388	553	0
52360	DUES & FEES	4,000	1,419	1,540	6,000
52370	EDUCATION & TRAINING	20,000	8,381	1,060	20,000
53100	OPERATING SUPPLIES	3,000	52	793	3,000
53101	POSTAGE	1,000	0	0	1,000
53161	SMALL EQUIPMENT	0	0	0	0
54240	COMPUTER/SOFTWARE	20,000	14,350	0	0
54250	OTHER EQUIPMENT	12,200	0	3,251	12,200
080 TOTAL CODE ENFORCEMENT		750,032	218,944	206,892	827,130
090 BUILDING					
09210 BUILDING					
51110	REGULAR SALARIES	595,882	116,999	108,984	469,656
51130	OVERTIME	35,000	0	0	20,000
51200	FICA/MEDICARE	45,585	8,950	8,337	37,459
51210	GROUP INSURANCE	120,744	15,128	12,038	102,940
51240	RETIREMENT	89,382	16,707	14,320	63,655
51260	UNEMPLOYMENT EXPENSE	16,089	0	0	13,221
51270	WORKERS COMP	6,436	8,086	5,288	5,288
52105	UNIFORMS	3,500	240	263	3,500
52120	PROFESSIONAL SERVICES	10,000	10,560	21,775	270,000
52121	CONTRACTUAL SVCS JACOBS	0	0	0	0
52135	SOFTWARE/SERVICE CONTRACTS	5,000	0	7,875	5,000
52340	PRINTING	2,000	45	0	2,000
52350	TRAVEL EXPENSE	0	89	106	2,500
52360	DUES & FEES	1,000	0	60	1,000
52370	EDUCATION & TRAINING	10,000	50	190	10,000
53100	OPERATING SUPPLIES	1,500	284	295	1,500
54240	COMPUTER/SOFTWARE	5,000	11,615	0	0
54250	OTHER EQUIPMENT	5,000	0	0	5,000
090 TOTAL BUILDING		952,117	188,754	179,530	1,012,719
093 OTHER FINANCING USES					
09300 OTHER FINANCING USES					
57200	PAYMENTS TO OTHER AGENCIES	0	0	0	0
58201	DEBT - INTEREST PAYMENT	0	93,294	0	0
61103	TRANSFER TO SPLOST	0	0	0	0
61104	TRANSFER TO MUNICIPAL COURT	0	0	0	0
61105	TRANSFER TO HOUSING AUTHORITY	0	0	0	0
093 TOTAL OTHER FINANCING USES		0	93,294	0	0
Total ALL General Fund Expenditures		13,745,997	3,373,261	4,140,027	15,019,187

As of Month End - May 31, 2023	FY 2022 Actuals	FY 2022 Actuals (YTD)	FY 2023 Actuals (YTD)	FY 2023 Approved
100 GENERAL FUND SUMMARY				
010 ADMINISTRATIVE SERVICE	8,313,173	2,292,476	2,433,769	8,355,399
034 GENERAL GOVERNMENT	0	0	0	0
050 MUNICIPAL COURT	364,801	66,748	99,452	250,247
060 LEISURE SERVICES/ PARKS	2,707,214	440,951	1,024,108	3,716,018
070 PLANNING & ZONING	658,659	72,094	196,274	857,674
072 BUSINESS DEVELOPMENT	0	0	0	0
073 COMMUNITY & CULTURAL AFFAIRS	0	0	0	0
080 CODE ENFORCEMENT	750,032	218,944	206,892	827,130
090 BUILDING	952,117	188,754	179,530	1,012,719
093 OTHER FINANCING USES	0	93,294	0	0
Total General Fund Expenditures	13,745,997	3,373,261	4,140,027	15,019,187



As of Month End - May 31, 2023		
Total General Fund Expenditures		
Months	YTD 2022	YTD 2023
January	361,473	311,009
February	993,757	1,161,641
March	1,820,348	2,215,179
April	2,413,750	3,123,391
May	3,373,261	4,140,027
June		
July		
August		
September		
October		
November		
December		



Other Funds

Detail Summary



As of Month End - May 31, 2023		FY 2022 Actuals	FY 2022 Actuals (YTD)	FY 2023 Actuals (YTD)	FY 2023 Approved
230 ARPA/ AMERICAN RESCUE PLAN ACT					
230 - ARPA/ American Rescue Plan Act Revenues					
033 INTERGOVERNMENTAL REVENUES					
03320	FEDERAL GOV	0	0	0	0
33210	ARPA LOCAL RECOVERY FUNDS	4,865,023	0	0	5,827,800
Total ARPA Revenues		4,865,023	0	0	5,827,800
230 - ARPA/ American Rescue Plan Act Expenditures					
010 ADMINISTRATIVE SERVICES					
52120	PROFESSIONAL SERVICES	0	21,420	35,055	207,800
53100	OPERATING SUPPLIES	0	0	10,000	20,000
57200	PAYMENTS TO OTHER AGENCIES	0	0	0	1,200,000
57300	PAYMENTS TO OTHERS	0	0	0	3,000,000
060 LEISURE SERVICES/PARKS					
52120	PROFESSIONAL SERVICES	0	0	0	500,000
54120	SITE IMPROVEMENTS	0	0	252,521	600,000
54250	OTHER EQUIPMENT	0	0	0	300,000
Total ARPA Expenditures		0	21,420	297,576	5,827,800
		FY 2022 Actuals	FY 2022 Actuals (YTD)	FY 2023 Actuals (YTD)	FY 2023 Approved
260 - Tree Bank Revenues					
034 GENERAL GOVERNMENT					
07210	PLANNING & ZONING	0	0	0	0
34140	TREE BANK FUND REVENUE	0	0	0	0
Total Tree Bank Revenues		0	0	0	0
260 - Tree Bank Fund Expenditures					
010 ADMINISTRATIVE SERVICES					
57902	RESERVE CONTINGENCY	0	0	0	0
070 PLANNING & ZONING					
52214	LANDSCAPING	0	0	8,950	0
61100	TRANSFER TO GENERAL FUND	0	0	0	0
Total Tree Bank Expenditures		0	0	8,950	0
275 Hotel Motel					

	FY 2022 Actuals	FY 2022 Actuals (YTD)	FY 2023 Actuals (YTD)	FY 2023 Approved
275 - Hotel Motel Fund Revenues				
031 TAXES				
03140 SELECTIVE SALES AND USE TAX				
31410 HOTEL/MOTEL EXCISE TAX	980,000	232,386	337,045	995,000
39100 PEN & INT ON DELINQ TAX	0	0	0	0
Total Hotel Motel Fund Revenues	980,000	232,386	337,045	995,000
275 - Hotel Motel Fund Expenditures				
075 ECONOMIC DEVELOPMENT				
07500 ECONOMIC DEVELOPMENT				
57200 PAYMENTS TO OTHER AGENCIES	428,750	101,551	33,042	435,313
61100 TRANSFER TO GENERAL FUND	551,250	0	0	373,125
61101 TRANSFER TO GENERAL FUND PA	0	0	0	0
61103 TRANSFER TO SPLOST	0	0	0	186,562
75400 DISCOVER DEKALB	0	0	0	0
Total Hotel Motel Fund Expenditures	980,000	101,551	33,042	995,000
300 SPLOST				
	FY 2022 Actuals	FY 2022 Actuals (YTD)	FY 2023 Actuals (YTD)	FY 2023 Approved
300 - SPLOST Fund Revenues				
33430 STATE GRANT CAPITAL-LMIG DIRE	548,000	0	0	559,844
33710 SPLOST REVENUE	8,000,000	3,060,749	3,103,797	8,500,000
36100 INTEREST	2,500	578	87,655	3,500
37100 GENERAL CITY	0	0	0	0
39101 TRANSFER FROM GENERAL FUND	0	0	0	336,563
Total SPLOST Fund Revenues	8,550,500	3,061,327	3,191,452	9,399,907
300 - SPLOST Fund Expenditures				
07540 HOUSING/TOURISM				
54120 SITE IMPROVEMENTS	0	0	0	100,000
54140 TRANS INFRASTRUCTURE INPRO	0	0	0	75,000
54250 OTHER EQUIPMENT	0	0	0	30,000
07540 TOTAL HOUSING/TOURISM	0	0	0	205,000
05135 ENGINEERING/PUBLIC WORKS				
52120 PROFESSIONAL SERVICES	500,000	18,590	14,935	250,000
54140 TRANS INFRASTRUCTURE IMPROVEME	6,850,000	250,821	3,313,023	2,150,100
54141 TRANS INFRA IMPROVEMENT SIDEWA	0	0	480	1,476,800
54142 TRANS INFRA IMPROVEMENT BIKE P	0	0	7,746	2,000,000
05135 TOTAL ENGINEERING/PUBLIC WORKS	7,350,000	269,411	3,336,183	5,876,900
05156 FACILITIES & BLDG/ CITY HALL				
52120 PROFESSIONAL SERVICES	100,000	0	0	0
54130 BUILDINGS & IMPROVEMENTS	50,000	0	0	0
54140 TRANS INFRASTRUCTURE IMPROVEME	0	0	0	0
05156 TOTAL FACILITIES & BLDG/ CITY HALL	150,000	0	0	0
05159 GENERAL OPERATIONS				
52361 BANK FEES	0	0	0	0
05159 TOTAL GENERAL OPERATIONS	0	0	0	0
06210 LEISURE SERVICES/ PARKS ADMINISTRATION				
52120 PROFESSIONAL SERVICES	125,000	14,020	0	80,000
54120 SITE IMPROVEMENTS	925,500	0	0	2,968,007
54130 BUILDINGS & IMPROVEMENTS	0	0	0	110,000
54140 TRANS INFRA IMPROVEMENT	0	0	0	0
54142 TRANS INFRA IMPROVEMENT BIKE P	0	0	0	0
54250 OTHER EQUIPMENT	0	0	39,776	160,000
06210 TOTAL LEISURE SERVICES/ PARKS ADMINISTRATION	1,050,500	14,020	39,776	3,318,007
Total SPLOST Fund Expenditures	8,550,500	283,431	3,375,959	9,399,907

310 URA

	FY 2022 Actuals	FY 2022 Actuals (YTD)	FY 2023 Actuals (YTD)	FY 2023 Approved
310 - URA Revenues				
03910 OTHER FINANCING SOURCES REVENUES				
39101 TRANSFER FROM GENERAL FUND	0	0	0	0
39310 PROCEED FROM BOND ISSUE	0	0	0	0
310 TOTAL URA Fund Revenue	0	0	0	0
310 - URA Expenditures				
09300 OTHER FINANCING USES				
58400 CLOSING COST	0	0	0	0
54130 BUILDING & IMPROVEMENTS	0	0	0	0
58100 DEPT-PRINCIPAL	0	0	0	0
58200 DEPT-INTEREST	0	0	0	0
61100 TRANSFER TO GENERAL FUND	0	1,325	0	0
310 TOTAL URA Fund Expenditures	0	1,325	0	0

745 Municipal Court

	FY 2022 Actuals	FY 2022 Actuals (YTD)	FY 2023 Actuals (YTD)	FY 2023 Approved
745 - Municipal Court Fund Revenues				
035 FINES AND FORFEITURES				
35100 MUNICIPAL COURT	28,000	5,245	0	0
39101 TRANSFER FROM GENERAL FUND	0	0	0	0
Total Municipal Court Fund Revenues	28,000	5,245	0	0
745 - Municipal Court Fund Expenditures				
050 MUNICIPAL COURT				
52120 PROFESSIONAL SERVICES	0	0	0	0
52121 CONTRACTUAL SVCS JACOBS	0	0	0	0
52135 SOFTWARE/SERVICE CONTRACTS	0	0	0	0
52140 SOLICITOR	0	0	0	0
52150 PUBLIC DEFENDER	0	0	0	0
52160 PROBATION SERVICES	0	0	0	0
52170 COURT CLERK	0	0	0	0
52180 SECURITY	0	0	0	0
52351 ADMINISTRATION EXPENSES	0	0	0	0
52360 DUES & FEES	1,460	0	0	0
52370 EDUCATION & TRAINING	0	0	0	0
54240 COMPUTER/SOFTWARE	0	0	0	0
57200 PAYMENTS TO OTHER AGENCIES	6,540	0	0	0
61100 TRANSFER TO GENERAL FUND	20,000	0	0	0
Total Municipal Court Fund Expenditures	28,000	0	0	0

804 URA

	FY 2022 Actuals	FY 2022 Actuals (YTD)	FY 2023 Actuals (YTD)	FY 2023 Approved
804 - URA Revenues				
039 OTHER FINANCING SOURCES				
38100 MISC REVENUE/ RENTS AND ROYALTIES	0	0	259,188	0
39101 TRANSFER FROM GENERAL FUND	0	0	0	0
804 TOTAL URA Fund Revenue	0	0	259,188	0
804 - URA Expenditures				
010 ADMINISTRATIVE SERVICES				
05153 LEGAL SERVICES DEPARTMENT				
52120 PROFESSIONAL SERVICES	0	0	6,880	0
15650 GENERAL GOVT BUILDING				
52120 PROFESSIONAL SERVICES	0	0	769	0
52200 REPAIR AND MAINTENANCE	0	0	2,978	0
52213 CUSTODIAL	0	0	29,529	0
52214 LANDSCAPING	0	0	6,520	0
53102 PEST CONTROL	0	0	292	0
53105 INTERNET/PHONES	0	0	143	0
53124 UTILITIES	0	0	38,790	0
53161 SMALL EQUIPMENT	0	0	3,822	0
15660 GENERAL GOVT TURNER HILL BUILDING				
52120 PROFESSIONAL SERVICES	0	0	735	0
52200 REPAIR AND MAINTENANCE	0	0	763	0
53105 INTERNET/PHONES	0	0	1,714	0

010	TOTAL ADMINISTRATIVE SERVICES	0	0	92,936	0
093	OTHER FINANCING USES				
09300	OTHER FINANCING USES				
58100	DEPT-PRINCIPAL	0	0	0	0
58200	DEPT-INTEREST	0	0	93,294	0
093	TOTAL OTHER FINANCING USES	0	0	93,294	0
804	TOTAL URA Fund Expenditures	0	0	186,230	0
	Total ALL OTHER FUNDS Revenue	14,423,523	3,298,958	3,787,685	16,222,707
	Total ALL OTHER FUNDS Expenditures	9,558,500	407,728	3,901,758	16,222,707